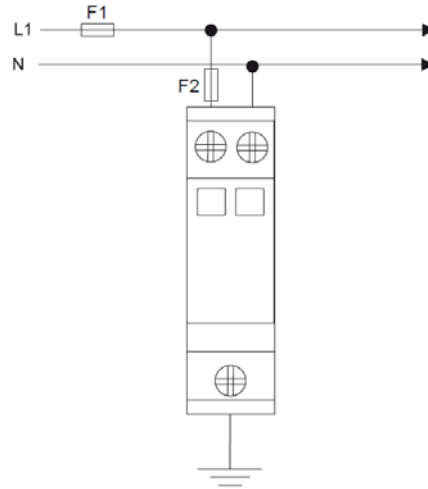



## Installation Instructions | Installationsanleitung CP V(H) 10-1

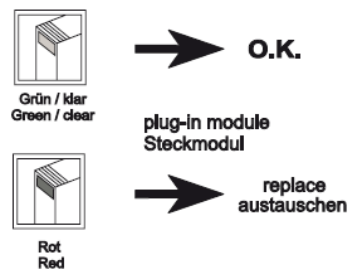


### • Technical Data | Technische Daten

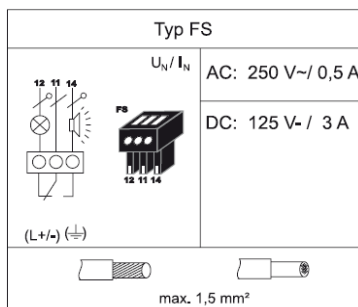
$U_C$	275 V
$U_T$	335 V
$I_C$	10 kA
Max Fuse	16 A gL/gG
Temperature Range	-40°C to +85°C
IP-CODE	20

	Fein 12,5mm	Mehr 12,5mm	Starr 12,5mm
min. □ L, N ⚡	1,5 mm <sup>2</sup>	1,5 mm <sup>2</sup>	1,5 mm <sup>2</sup>
max. □ L, N ⚡	10 mm <sup>2</sup>	10 mm <sup>2</sup>	10 mm <sup>2</sup>
⚠ ⚡	2,5 - 25 mm <sup>2</sup> Cu		≥15,5 mm

### • Fault Indication | Defektanzeige



### • Remote Alarm Terminal | Fernmeldekontakt



### • Backup Fuse | Vorsicherung

