
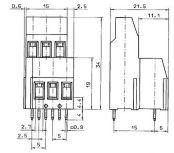
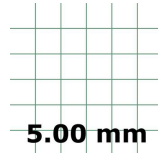


# PKD 750/14/5,00-V GN

## 12682.1

**M3****C**  **US**

Double-level PCB terminal, Screw connection, No. of poles: 14, Width: 73.1 mm, Colour: Green

## Commercial

### General

Colour: Green

Country of origin: TN

Customs number: 85369010

GTIN (EAN): 4044211036911

Packaging type: Carton

Packaging unit: 50

Quantity unit: PC

Type of banding: Without

Unit of weight: G

Weight per piece (including packaging): 70.08g

Weight per piece (not including packaging): 68.18g

---

## Technical

---

### Dimensions

---

Diameter of connecting pin: 0.9mm

Drill hole diameter: 1.3mm

Height: 34mm

Length: 21.5mm

Length of the pin: 4mm

Pitch: 5mm

Width: 73.1mm

Width left: 3.1mm

Width right: 5mm

---

### Ratings

---

Contamination degree: 3

Overvoltage category: III

Rated cross-section: 2.5mm<sup>2</sup>

Rated current: 24A

Rated impulse voltage: 2kV

Rated voltage: 250V

---

### Connection data

---

Angle of PCB/wire connection: 0°/180° (horizontal)

Connection principle: Screw connection

Connection type of PCB: Solder connection

No. of poles: 14

Number of electrical connections: 28

Number of levels: 2

Screw threading: M 3

Stripping length: 8mm

Torque: 0.5Nm

Type of attachment to circuit board: Connecting contact

Wire cross-section AWG, max.: 12

Wire cross-section AWG, min.: 30

---

Wire cross-section single core (rigid)/stranded, max.: 4mm<sup>2</sup>

Wire cross-section single-core (rigid) / stranded, min.: 0.2mm<sup>2</sup>

Wire cross-section stranded with wire-end ferrules, max.: 2.5mm<sup>2</sup>

Wire cross-section stranded with wire-end ferrules, min.: 0.25mm<sup>2</sup>

Wire cross-section stranded, max.: 2.5mm<sup>2</sup>

Wire cross-section stranded, min.: 0.2mm<sup>2</sup>

### Further technical data

Connection cycles, in compliance with standard: 5

Creepage-current resistance: CTI 600

GWFI after-glow time: 30Sek.

GWIT exposure time: 5Sek.

Glow wire flammability index GWFI: GWFI 850

Glow wire ignition temperature GWIT: GWIT 775°C

Insulation resistance: 1\*10<sup>13</sup>Ohm x cm

Recommended wave soldering duration, max.: 4Sek.

Recommended wave soldering duration, min.: 3Sek.

Recommended wave soldering temperature: 265°C

Storage temperature, max.: 105°C

Storage temperature, min.: -40°C

### Materials

Clamping element: Brass

Flammability class UL 94: V-0

Insulation housing: Polyamide 6.6

Screws: Steel

Soldering lug: Copper alloy

Working temperature, max.: 105°C

Working temperature, min.: -40°C

## Approvals

---

### cUL Recognized

cUL Recognized: 1

cUL Usegroup B: rated current: 20A

cUL Usegroup B: rated voltage: 300V

cUL Usegroup C: rated current: 20A

cUL Usegroup C: rated voltage: 150V

---

cUL Usegroup D: rated current: 10A

cUL Usegroup D: rated voltage: 300V

cUL approval: CSA 22.2 No.158

cUL torque: 0.4499999881Nm

cUL wire cross-section single-core (rigid) AWG, max.: 12

cUL wire cross-section single-core (rigid) AWG, min.: 30

cUL wire cross-section stranded AWG, max.: 12

cUL wire cross-section stranded AWG, min.: 30

cUL wire material: Cu

### **UL Recognized**

UL Recognized: 1

UL Usegroup B: rated current: 20A

UL Usegroup B: rated voltage: 300V

UL Usegroup C: rated current: 20A

UL Usegroup C: rated voltage: 150V

UL Usegroup D: rated current: 10A

UL Usegroup D: rated voltage: 300V

UL approval: UL 1059

UL factory wiring: ✓

UL field wiring: ✓

UL torque: 4Lb In

UL wire cross-section single-core (rigid) AWG, max.: 12

UL wire cross-section single-core (rigid) AWG, min.: 30

UL wire cross-section stranded AWG, max.: 12

UL wire cross-section stranded AWG, min.: 30

UL wire material: Cu

### **VDE approval**

VDE approval: DIN EN 60998

VDE approval granted: ✓

VDE contamination degree: 3

VDE overvoltage category: III

VDE rated current: 24A

VDE rated current wire cross-section rigid, max.: 24A

VDE rated current wire cross-section stranded, max.: 24A

VDE rated impulse voltage: 2kV

VDE rated voltage: 250V

---

VDE screw threading: M 3

VDE torque: 0.5Nm

VDE wire cross-section rigid, max.: 4mm<sup>2</sup>

VDE wire cross-section rigid, min.: 0.5mm<sup>2</sup>

VDE wire cross-section stranded, max.: 2.5mm<sup>2</sup>

VDE wire cross-section stranded, min.: 0.5mm<sup>2</sup>

---

## Environment

---

### Environmental Product Compliance

---

EU-POP Conform: Yes

PROP 65 CAS 1 Percent maximum: 4%

PROP 65 CAS 1 Percent minimum: 0.1%

PROP 65 CAS 1 Substance: LEAD

PROP 65 Conform: No

REACH CAS 1 Number: 7439-92-1

REACH CAS 1 Percent maximum: 4%

REACH CAS 1 Percent minimal: 0.1%

REACH CAS 1 Substance: BLEI

REACH Candidate Substance Note: No

REACH Conform: No

REACH Reference date: 2025-06-25

RoHS Conform: Yes

RoHS Exception rule: 6c

TSCA Conform: Yes

---